

Measure X Senior & Disabled Transportation Program

May 2019



Program Update and Potential Modifications

- First year results
- Needs Assessment
- Modifications for Cycle 2 grants
 - Length of funding cycle (3 or 5 years?)
 - Clarify eligible activities and expenses?
 - Change scoring criteria and weighting?
- Schedule





Transportation for Youth, Seniors, People with Disabilities & Working Families



Senior & Disabled Transportation Services

Increase transportation services for older adults and persons with disabilities to support their ability to live independently in their homes and communities.

Program Purpose

The number of Monterey County residents 75 years of age and older is projected to increase from 19,000 in 2000 to 44,000 in 2030. The health and well-being of seniors and persons with disabilities depends on their ability to travel to health care, engage in social activities, and go shopping independently. Providing low-cost transportation services will allow working adults to help their parents and grandparents thrive. This program will fund non-profit transportation to support seniors and persons with disabilities.

Project Benefits:

- Gives seniors more transportation options
- Supports independent travel by people with disabilities
- Provides safer and more reliable senior transportation services

Investment Plan Funding: \$15 million

Measure X

- ★ Increase transportation services for older adults and persons with disabilities.
- ★ Grantees shall use all Measure X funds solely for transportation purposes as defined by the authorizing ballot.
- ★ Funds non-profits to fill the transportation network gap

Cycle 1

5 grant applications awarded funds



THE BLIND
& VISUALLY
IMPAIRED
CENTER
OF MONTEREY COUNTY INC.



iTN Monterey County™
Dignified transportation for seniors

Fiscal Years 2017/18 - 2019/20

Applicant	Project Title	Summary	Total Project Budget	Amount Requested	Amount Funded
Veterans Transition Center	Mobility Opportunities for Veterans	Transportation for elderly and disabled veterans in Monterey County.	\$321,659	\$258,689	\$258,689
Blind & Visually Impaired Center	Orientation & Mobility Training	Provide orientation & mobility training, which is used to help people with vision loss maintain travel independence.	\$247,050	\$178,550	\$178,050
Josephine Kernes Memorial Pool	Kernes Pool Transportation Voucher Program	Transportation voucher assistance for senior and disabled residents of Monterey County to participate in therapeutic adaptive aquatic sessions at Kernes Pool.	\$196,425	\$147,000	\$147,000
Alliance on Aging	Senior Transportation Specialist Project	Transportation information, training and support for seniors.	\$201,208	\$170,000	\$170,000
ITN Monterey County	Dignified Transportation of Seniors and Visually Impaired Adults	Provide individualized transportation for seniors and visually impaired adults on a daily basis.	\$1,562,766	\$945,750	\$745,761

Results from First Year Annual Reports



Veterans Transition Center (\$258,689)

Transportation for elderly and disabled veterans in Monterey County.		*Does funding increase transportation services? <i>*(per Measure X policies and project descriptions)</i>	
Expenses	Work Completed (Jan-Dec 2018)	Pros	Cons
<p>Vehicles</p> <p>Bus Passes</p> <p>Branding (wraps)</p> <p>Driver (jobs)</p>	<p>Purchased two SUVs, one sedan and leased one Ford bus.</p> <p>Provided 155 rides for hospital visits, medical appointments, and legal appointments.</p> <p>Begun development of marketing plan for resource fair and formal media releases.</p>	<p>Transportation from Veterans Transition Center to hospital, doctor offices, and local apartments for rent.</p>	<p>Golf carts for rides between Veterans Transition Center facilities.</p> <p>Bus passes for existing services - no new services provided.</p> <p>Branding wraps (VTC and Measure X logos) for vehicles.</p>

Communities Served: veterans enrolled in the center's programs.

Blind & Visually Impaired Center (\$178,550)

Provide orientation & mobility training, which is used to help people with vision loss maintain travel independence.		*Does funding increase transportation services?	
Expenses	Work Completed (Jan-Dec 2018)	Pros	Cons
Salary Orientation & Mobility Specialist Orientation & Mobility Consultant/Contractors Salary Executive Director (% of salary for supervision) Travel (mileage reimbursement) Staff Training Program Equipment (assistive devices) Transportation Assistance (RIDES)	Hired Orientation & Mobility Specialist. Purchased office supplies and mobility equipment. Developed 44 individualized navigations plans.	Training on physical and communication skills to travel independently.	MST RIDES tickets for existing services. No new transportation services provided. Program equipment for existing services.
<u>Communities Served:</u> Clients receiving direct services live in Carmel, Carmel Valley, Greenfield, King City, Marina, Monterey, Pacific Grove, Prunedale, Salinas, Seaside, and Soledad.			

Josephine Kernes Memorial Pool (\$147,000)

<p>Transportation voucher assistance for senior and disabled residents of Monterey County to participate in therapeutic adaptive aquatic sessions at Kernes Pool.</p>		<p>*Does funding increase transportation services?</p>	
Expenses	Work Completed (Jan-Dec 2018)	Pros	Cons
<p>Salary Program Manager</p> <p>Transportation Program Subsidies</p>	<p>Developed an agreement and accounts payable with the transportation service provider.</p> <p>Assisted clients and the transportation provider with scheduling 236 rides for therapeutic adaptive aquatic sessions at Kernes Pool.</p>	<p>Program serves low and very low income senior and disabled residents in South County.</p>	<p>Program serves 3 persons with disabilities (including 1 senior).</p> <p>Cost of \$250 per ride per person (plus admin costs).</p> <p>Purchased transportation services - no new services provided.</p>
<p><u>Communities Served:</u> Soledad and Seaside.</p>			

Alliance on Aging (\$170,000)

Transportation information, training and support for seniors.		*Does funding increase transportation services?	
Approved Expenses	Work Completed (Jan-Dec 2018)	Pros	Cons
Salary Program Manager Salary 2 Part-time Staff Travel - Mileage reimbursement Publications/Postage Rent and Utilities (%) Bus Passes Office Equipment	Hired and trained Transportation Coordinator. Developed database of transportation resources and individual transportation plans. Attended outreach events, developed transportation services flyer and coordinated interagency meetings. Distributed MST bus passes.	Additional coordination with transportation service providers in Monterey County. Promotion/education for existing transportation services available.	Difficult to track if information distributed about available transportation services translated to use of those services. Bus passes for existing services - no new services provided.
<u>Communities Served:</u> Salinas and South County (Soledad, Greenfield, King City)			

ITN Monterey County (\$745,761)

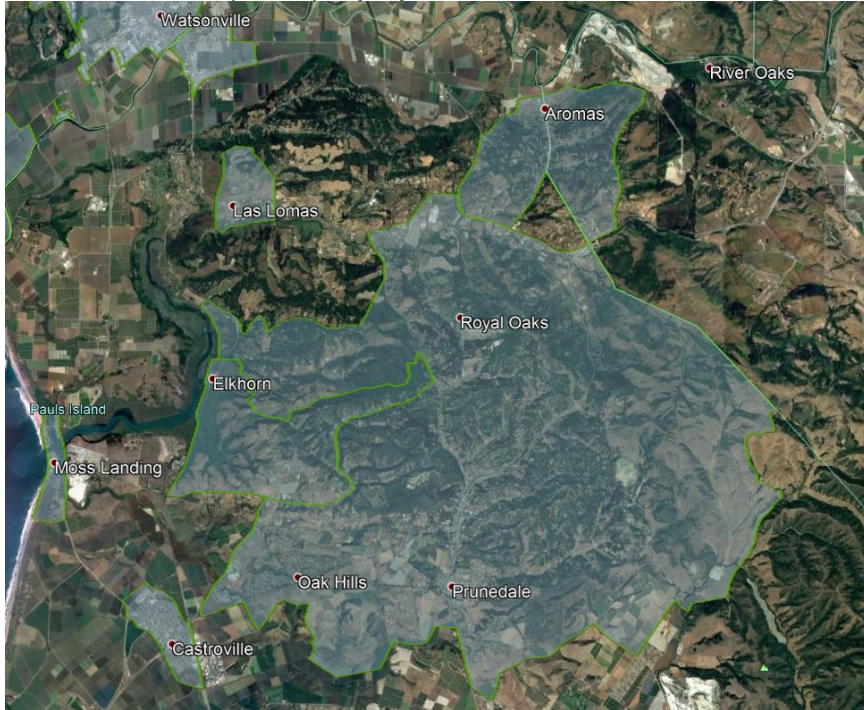
Provide individualized transportation for seniors and visually impaired adults on a daily basis.		Does funding increase transportation services?	
Approved Expenses	Work Completed (Jan-Dec 2018)	Pros	Cons
<p>Salary - Executive Director</p> <p>Salary - Dispatch & Drivers</p> <p>Low Income Rides</p> <p>Publications/Postage</p> <p>Rent and Utilities</p> <p>Office Equipment</p> <p>Marketing</p> <p>Volunteer Expenses</p>	<p>Provided over 9,000 arm-through-arm, door-through-door rides.</p> <p>Added 130 new clients and recruited and trained 5 new volunteer drivers.</p> <p>Attended outreach events, developed marketing materials and gave 7 “Age Well Drive Smart” community presentations.</p>	<p>In 2018, ITN Monterey County provided 9,316 rides with an increase from providing an average 500 rides last December (2017), to almost 800 rides this December (2018).</p> <p>ITN America chose ITN Monterey County to become a pilot site for ITN Country, a rural transportation efforts to be supported by newly developed ITN Rides 2.0 software.</p>	<p>Currently, ITN Monterey County provides very limited service to South County.</p>

Communities Served: Carmel, Monterey, Pacific Grove, Pebble Beach, Seaside, Salinas, Toro Park, Carmel Valley, Marina, Castroville

Needs Assessment

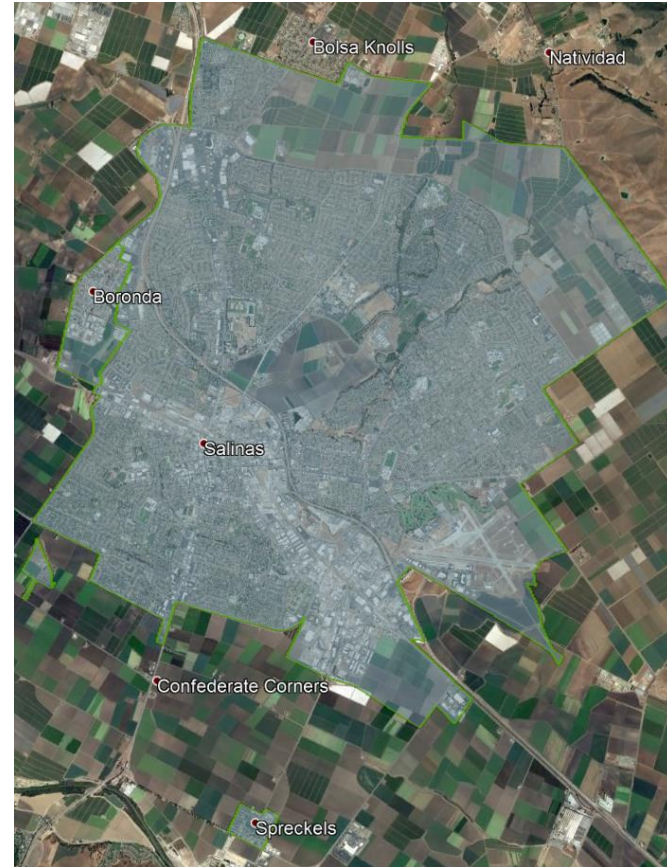
North County:

- ★ 3,725 (9%) - population age 65 and older
- ★ 1,917 (11%) - population with a disability



Greater Salinas Area:

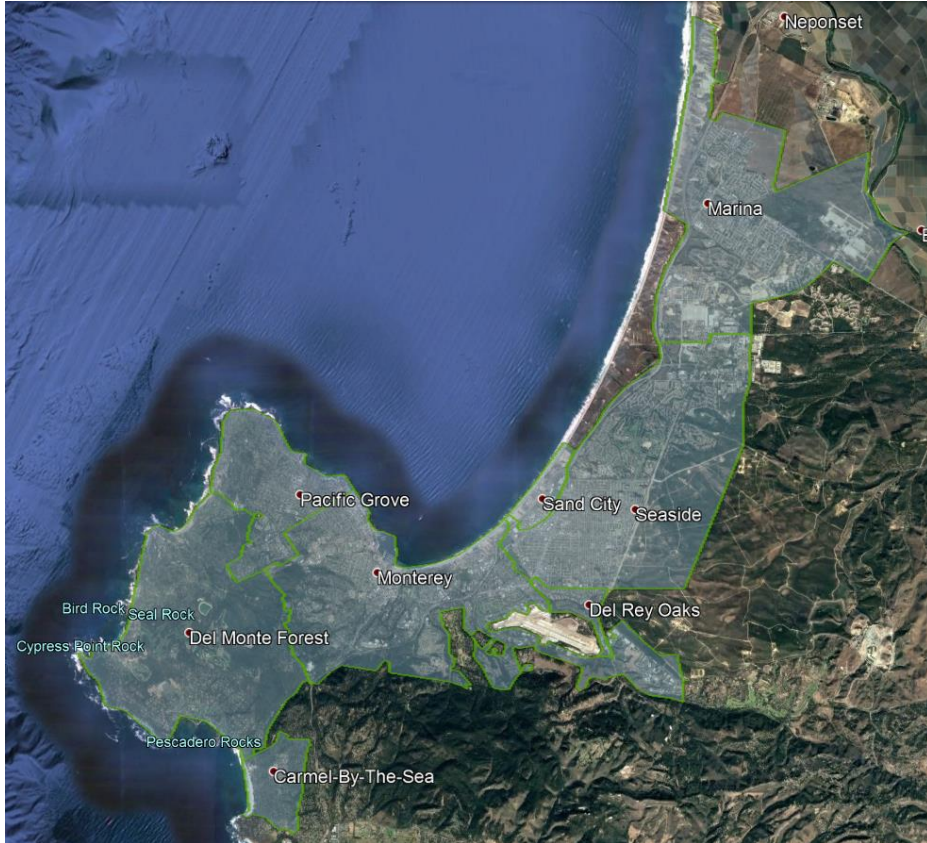
- ★ 13,433 (32%) - population age 65 and older
- ★ 6,787 (39%) - population with a disability



Needs Assessment

Monterey Peninsula:


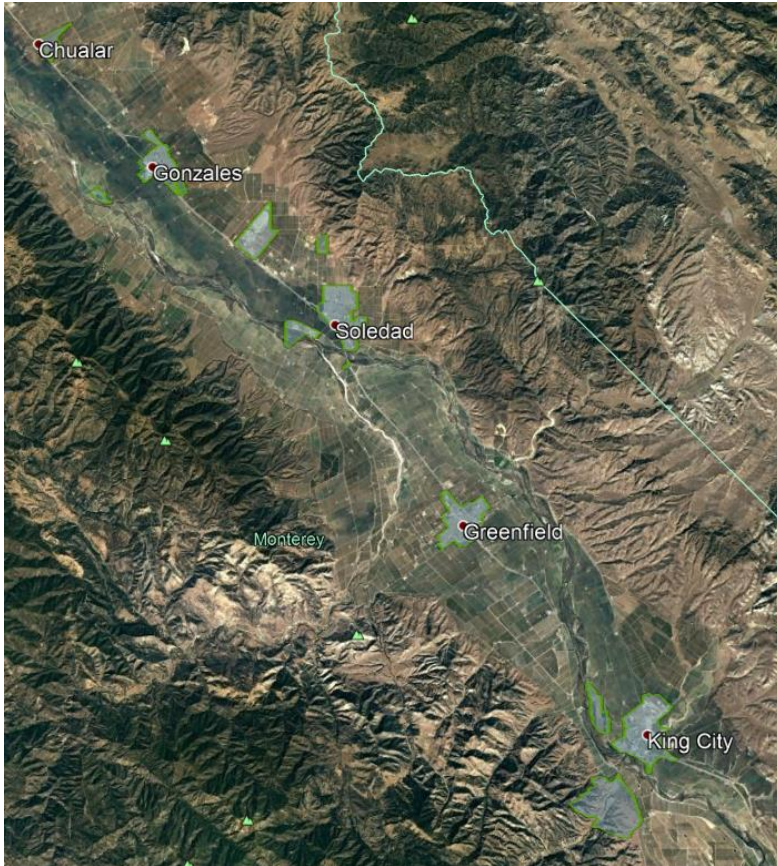
- ★ 20,263 (48%) - population age 65 and older
- ★ 6,274 (36%) - population with a disability



Needs Assessment

South Monterey County:

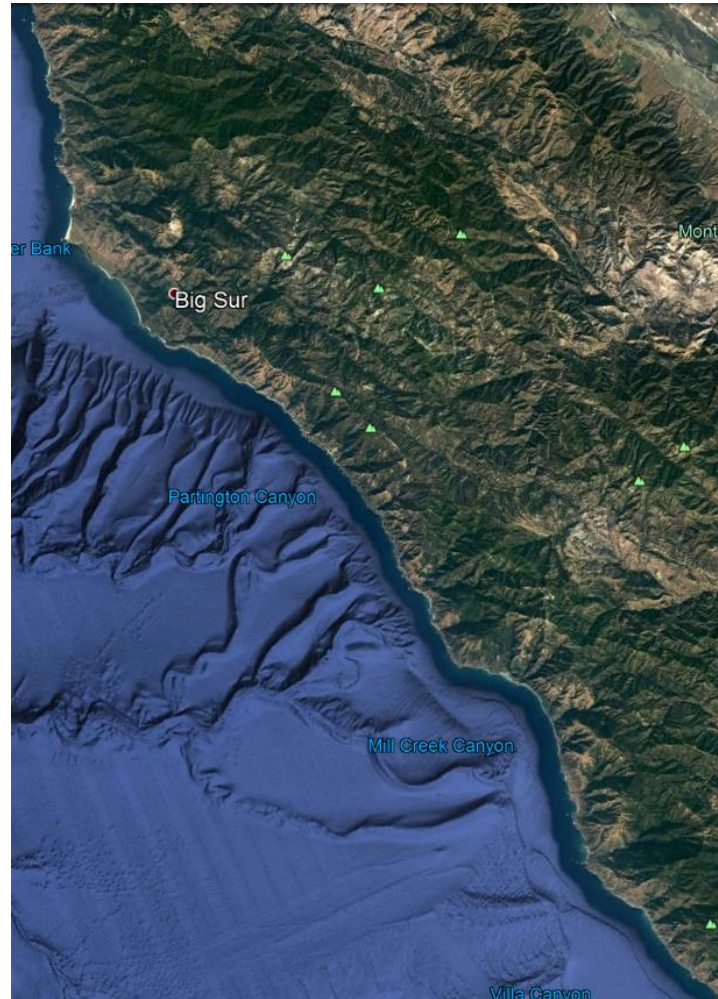
- ★ 4,396 (10%) - population age 65 and older
- ★ 2,298 (13%) - population with a disability



Needs Assessment

Big Sur Coast:

- ★ 286 (0.7%) - population age 65 and older
- ★ 105 (0.6%) - population with a disability



Needs Assessment: Existing Services

- MST RIDES (ADA Paratransit)
- MST Taxi Vouchers (seniors, persons with disabilities, and veterans)
- MST Special Medical Trips
- MST TRIPS (reimbursement program)
- Travel Training
- Navigators
- Taxi Services (private)
- Uber/Lyft (private)
- Others???



Cycle 2

- Determine grant funds available for next cycle.
- Length of funding cycle (3 or 5 years?)
- Update eligible activities and expenses (avoid purchasing MST's services?)
- Annual reports (update requirements?)
 - Number of seniors/persons with disabilities served (hours of service instead?)
 - Number of trips provided





Transportation for Youth, Seniors, People with Disabilities & Working Families



Senior & Disabled Transportation Services

Increase transportation services for older adults and persons with disabilities to support their ability to live independently in their homes and communities.

Program Purpose

The number of Monterey County residents 75 years of age and older is projected to increase from 19,000 in 2000 to 44,000 in 2030. The health and well-being of seniors and persons with disabilities depends on their ability to travel to health care, engage in social activities, and go shopping independently. Providing low-cost transportation services will allow working adults to help their parents and grandparents thrive. This program will fund non-profit transportation to support seniors and persons with disabilities.

Project Benefits:

- Gives seniors more transportation options
- Supports independent travel by people with disabilities
- Provides safer and more reliable senior transportation services

Investment Plan Funding: \$15 million

Measure X

- ★ Increase transportation services for older adults and persons with disabilities.
- ★ Grantees shall use all Measure X funds solely for transportation purposes as defined by the authorizing ballot.

Program Application and Scoring Criteria

Application Question/Section	Score Criteria	Points
1) Applicant Information	<u>Applicant experience</u> : organization has demonstrated knowledge serving seniors and/or persons with disabilities	20
2) Project Description and Project Implementation Timeline	<u>Project feasibility and readiness</u> : project readiness for implementation and ability to implement within the 3-year funding timeline.	20
3) Project Benefits	<u>Project need and relative level of urgency</u> : the project fills a gap in transportation services for seniors and/or persons with disabilities.	20
4) Communities Served	<u>Geographic equity</u> : percent of seniors and/or people with disabilities in Monterey County served, or eligible to use service and communities served.	15
5) Project Budget	<u>Project cost effectiveness</u> : project ability to leverage other public or private funding sources.	15

Criticism (Room for Cycle 2 Improvement)

- Geographic distribution - South of Salinas left out
- Number of rides provided not counted
- New or less experienced organizations penalized
- How to define success?
- Clarity on eligible and ineligible expenses



Schedule

Date	Task
July 16, 2019	Measure X Citizens Oversight Committee reviews draft guidelines and needs assessment
July 31, 2019	Public comment period closes
September 25, 2019	TAMC Board of Directors adopts guidelines and needs assessment, and opens call for Cycle 2 projects
<u>November 29, 2019</u>	<u>Cycle 2 Applications Due</u>
December 2-20, 2019	Review Committee meets to score applications
January 16, 2020	Draft program of projects presented to Measure X Citizens Oversight Committee
January 31, 2020	Draft Program of Projects presented to MST Mobility Advisory Committee
February 27, 2020	TAMC Board of Directors adopts Program of Projects for FY 2020/21, 2021/22 and 2022/23
March 28, 2020	Execute Cycle 2 grant agreements